

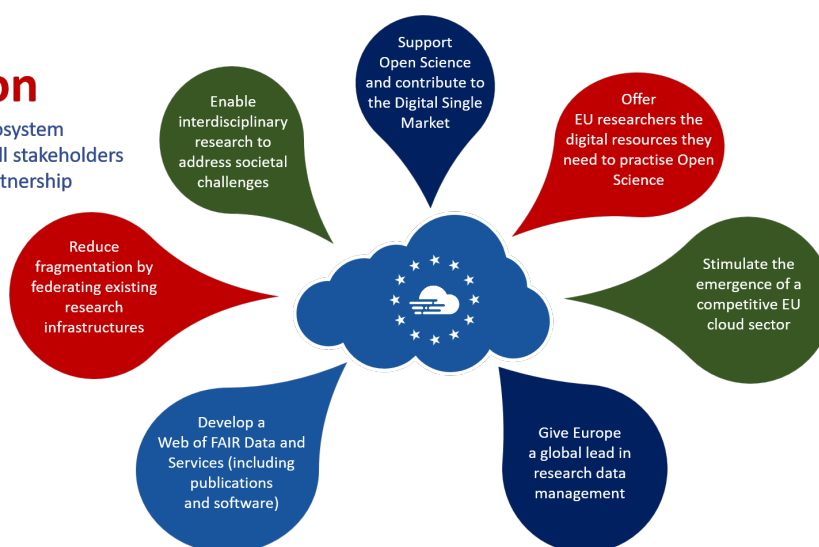


MISSION AND VISION STATEMENT

European Partnership for the European Open Science Cloud (EOSC) was established in 2021 to provide a wide framework for R&I alignment, not only at the EU, but also at national, community and institutional levels. The creation of a ‘web of FAIR data’ as the backbone of the EOSC serves all disciplines, domains and societal sectors that make use of data and data sharing. The relevant documents, including the Memorandum of Understanding, can be found on the EOSC Association website: <https://eosc.eu/documents>

The Vision

Building the EOSC ecosystem collaboratively with all stakeholders through the EOSC Partnership



KEY FACTS AND FIGURES

Horizon Europe Pillar and Cluster: Pillar I – Research infrastructures

Type of Partnership: Co-programmed

Coordinating entities: EOSC Association and the European Commission

Total estimated budget: EUR 990 m

EU commitments: EUR 490 m

Partners’ commitments: EUR 500 m

Predecessor under Horizon 2020: New partnership



FIND OUT MORE

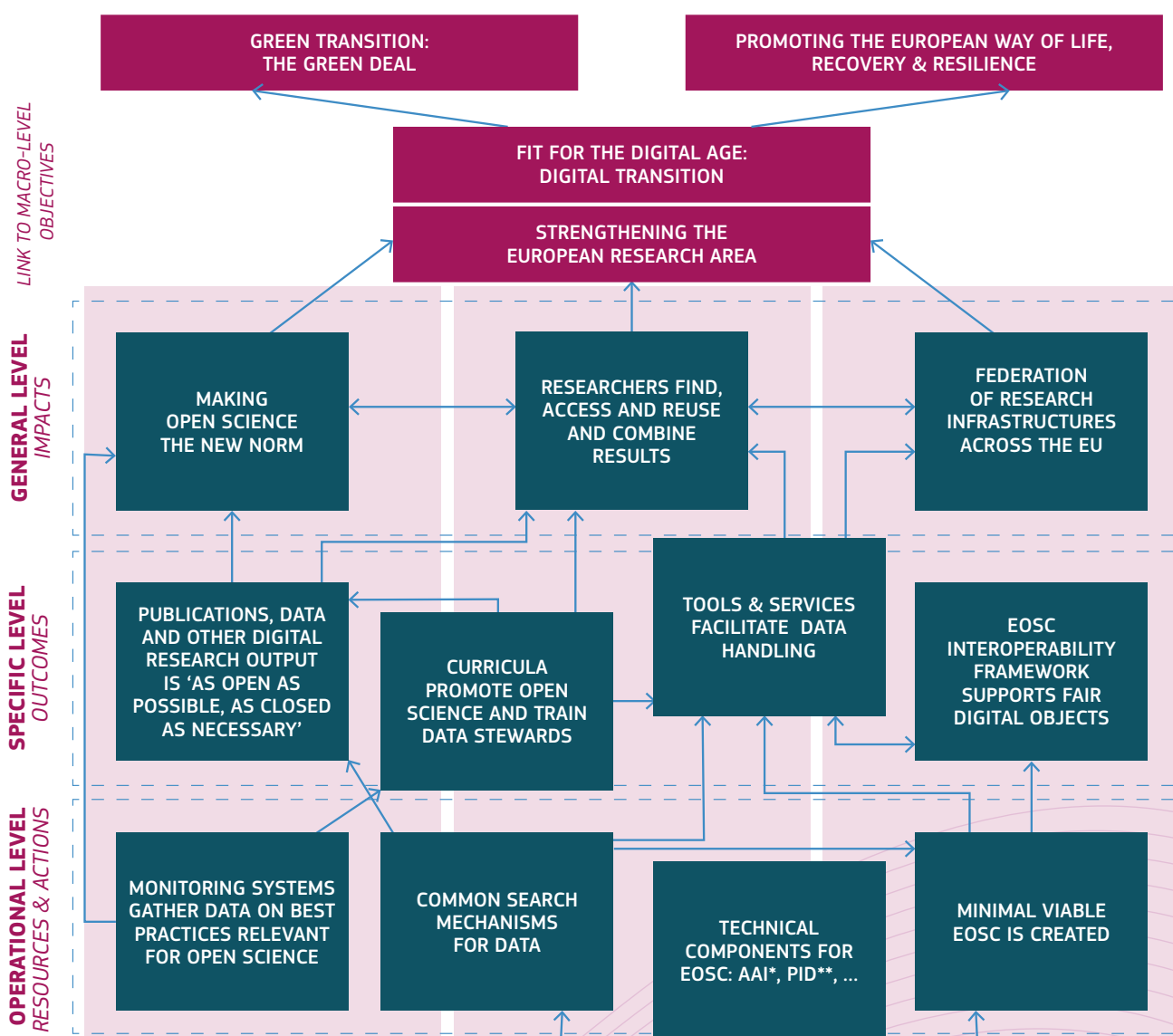
<https://eosc.eu/>

[in https://www.linkedin.com/company/80728224info@eosc.eu](https://www.linkedin.com/company/80728224info@eosc.eu)

<https://twitter.com/eoscassociation>

PARTNERSHIP SPECIFIC IMPACT PATHWAY (PSIP)

EOSC PARTNERSHIP CONTRIBUTIONS TO SOCIETAL CHALLENGES



* AAI: Authentication and Authorization Infrastructure

** PID: Persistent Identifiers



PARTNERSHIP'S KEY PERFORMANCE INDICATORS

KPI NAME	UNIT OF MEASUREMENT	BASELINE	TARGET 2023	TARGET 2025	TARGET 2027	AMBITION >2027
RESOURCES (INPUT), PROCESSES AND ACTIVITIES						
Immediate open access availability of publications from EOSC members	% of publication record	N/A	70 % of total publication record by 2023	80 % of total publication record by 2025	85 % of total publication record by 2027	>95 % of total publication record
(European) Data stewards curricula recognition within national education systems	# of national education systems	N/A	5	10	15	>90 % of the EOSC-A member systems
Implementation of policies requiring data sharing and incentivise re-use.	% of EOSC research funding members	N/A	70 %	75 %	80 %	100 %
OUTCOMES						
Availability of pan-European infrastructures for preservation, management and sharing of research software	#	TBD	TBD	3	2	1 (the ambition is to integrate all the then existing infrastructure)
Percentage of the active data spaces that take up data management practices, including the FAIR data principles.	%	0	Qualitative: a number starting	50 %	75 %	>90 %
IMPACTS						
Number of geographically spread observer organisations that have joined EOSC from outside EU MS/AC	#	TBD	10	15	20	25
Number of interconnections with clouds and commons from outside the EU	#	TBD	2	4	6	8



SYNERGIES WITH OTHER EUROPEAN AND NATIONAL INITIATIVES

Due to the horizontal nature of the EOSC partnership it is relevant for all other partnerships, for all R&I activities in Horizon Europe, for all national developments in the domain of open science and for world-wide development to enhance data interoperability and open science. For the EOSC partnership this leads to many (possible) synergies.

WORLD-WIDE

In Europe EOSC addresses the global challenge that research faces in the context of more and more data-intensive science. This challenge cannot be fully addressed by either the EU alone or by any Member State or Associated Country in isolation. Thus, it is imperative to work synergistically with the developments in the other regions of the world.

At this moment EOSC plays the most prominent role in the international sphere, and cooperates, for example, with Global Open Research Commons (GORC), Global Open Science Cloud (GOSC), Open Science Commons Executives Roundtable (OSCER) and Council for National Open Science Coordination (CoNOSC).

EUROPEAN

Many building blocks for EOSC, e.g., the science and regional clusters, with experience in developing national components, will be used to promote effective synergies at the regional and/or community levels. [EOSC Future](#) will help in bridging the e-infrastructures and Research Infrastructures communities, to seamlessly integrate existing data and services.

The [European strategy for data](#) recognises EOSC as the nucleus for a science, research and innovation data space, which will progressively be articulated with the nine new sectoral data spaces foreseen in the strategy*. These new data spaces will build on the ongoing EOSC experiences gained with the research community. Therefore, there is huge opportunity for EOSC as a frontrunner in data-interoperability to serve the new data spaces with their specific research data. This will create synergies between EU policies, given the role of EOSC in the renewed ERA, the European data strategy and, more widely, the European data economy.

* Building upon the EOSC experience, EC announces creation of nine Common European data spaces | [EOSC Secretariat](#)

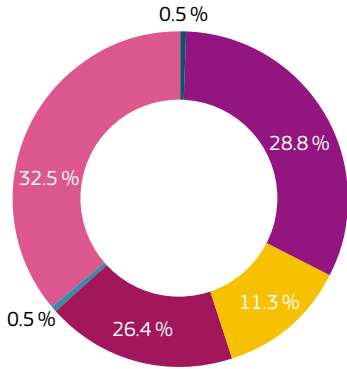
NATIONAL

For EOSC it will be essential to develop the right synergies between national and EU funding streams as well as a higher level of coherence in the funding from different parts of EU research funding and across the three pillars of Horizon Europe. Several European countries are investing significantly in their data infrastructure. The essential ingredients are proper research data management, the education and employment of data stewards, and standards. Ultimately, the pan-European EOSC will also positively influence the planning of institutional and national infrastructures by developing synergies and compatibility schemes with other existing infrastructures, improving the quality of the integrated research landscape, and increasing researchers' ability to provide science-based solutions to complex societal challenges.



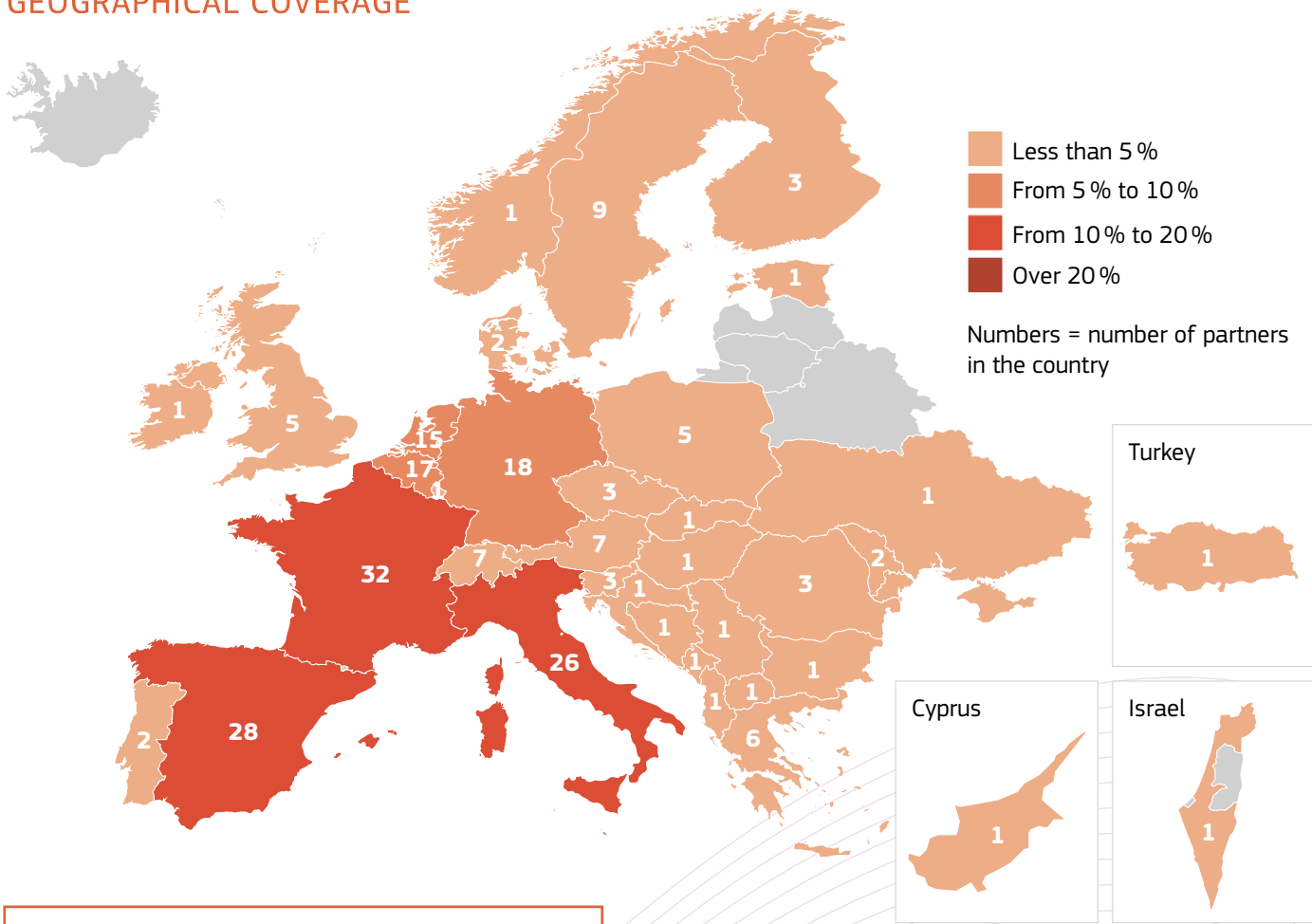
OVERVIEW OF MEMBERS

MEMBERS PER TYPE



- INDUSTRY** Other Industrial and/or profit Private organisation
- UNIVERSITY** University and other higher education organisations
- RESEARCH** Public research organisation (including international research organisation as well as private research organisation controlled by a public authority)
- PUBLIC** Research funders, ministries, regions, cities
- SMEs**
- OTHERS** Non-profit, associations, state companies etc.

GEOGRAPHICAL COVERAGE



Total number of partners: 212
 99.1 % of the Partners are represented in the map.
 Other partners that do not fit to the map are from Armenia and Sudan.